



BEVERAGE-AIR

Project: _____	AIA#
Item: _____	SIS#
Location: _____	
Approved: _____	

BB BAR EQUIPMENT - BACK BAR REFRIGERATOR

BB72HC Glass Door Wine Model
Hydrocarbon Series

MODEL:
BB72HC-1-G-B-Wine
BB72HC-1-G-S-Wine

BB72HC Back Bar Refrigerators: Glass Door Series

3 Year Parts/Labor Warranty
Additional 2 Year Compressor Warranty

CABINET CONSTRUCTION



BB72HC-1-G-S-Wine

- Black or stainless steel exterior
- Interior construction utilizes galvanized steel on walls and ceiling, heavy duty stainless steel floor
- Full electronic control
- Heavy duty stainless steel floor
- Galvanized sub-top standard
- Two (2) epoxy coated shelves per section, standard
- Self-closing doors
- Stay-open feature & lock standard
- Magnetic door gaskets provide positive door sealing
- LED lighting
- Packaged products only
- Compressor available on left or right, specify at time of unit order
- Balanced, forced air refrigeration system provides rapid chilling of product
- Maintains wine temperatures between 40°F to 60°F for storage of red or white wines

OPTIONS & ACCESSORIES

- For Stainless steel interior (refer to -F models)
- 2" Stainless steel top
- Wine shelf divider
- Pass-thru & food rated models available
- 3" or 6" casters
- Solid or sliding glass doors
- Remote option

REFRIGERATION SYSTEM

- Refrigeration system uses R290 refrigerant to comply with all environmental concerns
- Automatic, non-electric defrost
- Epoxy coated evaporator coil



3779 Champion Blvd., Winston-Salem, NC 27105
1-888-845-9800 Fax: 1-336-245-6453
Beverage-Air.com sales@bevair.com



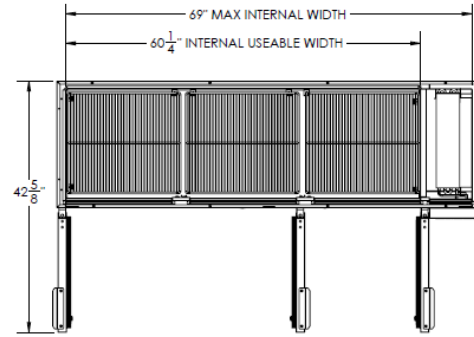
BEVERAGE-AIR

MODEL	BB72HC-1-G-B-Wine	BB72HC-1-G-S-Wine
EXTERNAL DIMENSIONAL DATA		
Width Overall	72"	72"
Depth Overall with Handles	24 1/2"	24 1/2"
Height Overall	34"	34"
Number of Doors	3	3
Depth with Door Open 90°	42 5/8"	42 5/8"
Door Opening (in)	17 7/8" x 29 1/4"	17 7/8" x 29 1/4"
INTERNAL DIMENSIONAL DATA		
NET Capacity (cubic ft.)	19.92	19.92
Internal Width Overall (in)	60 1/4"	60 1/4"
Internal Depth Overall (in)	19"	19"
Internal Height Overall (in)	28"	28"
Number of Shelves	6	6
Number of Kegs	3	3
ELECTRICAL DATA		
Full Load Amperes 115/60/1	3.1	3.1
REFRIGERATION DATA		
Horsepower	1/3	1/3
Capacity (BTU/Hr)*	1942	1942
WEIGHT DATA		
Gross Weight (Crated lbs)	375 lbs	388 lbs
Height - Crated	43"	43"
Width - Crated	75"	75"
Depth - Crated	27"	27"

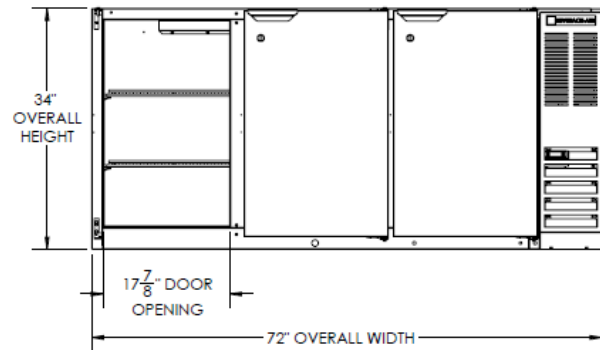
Bar Equipment-Back Bar Refrigerator Glass Door

Model: BB72HC-1-G-B-Wine, BB72HC-1-G-S-Wine

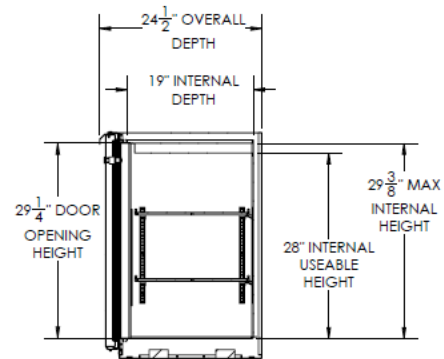
Model Views



Plan View



Elevation View



Side View

ELECTRICAL CONNECTION



115/60/1
NEMA-5-15P

Units pre-wired at
factory and include 8'
long cord and plug set.

